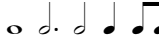



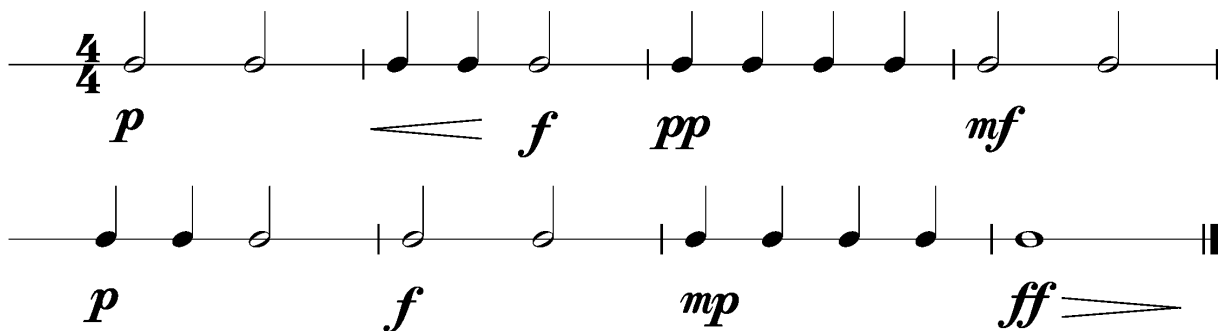
Anforderungen:

- 3 selbstgewählte Spielstücke: 1 schnelles, 1 langsames, 1 selbstgewähltes oder eines im Ensemble mit anderen Prüflingen/KollegenInnen (max. 12Pkt)
- 3 Tonleitertrainings ab Vorlage (max. 6Pkt)
- Rhythmus klatschen mit  inkl. Pausen (max. 2Pkt)
- 1 Lied ab Blatt spielen mit  (max. 2Pkt)
- Dynamikspiel *ff f mf mp p pp cresc. decresc.* (max. 2Pkt)

Dauer des gesamten Vorspiels ca. 10 Minuten

Nimm dieses Blatt zum Diplomvorspiel mit!

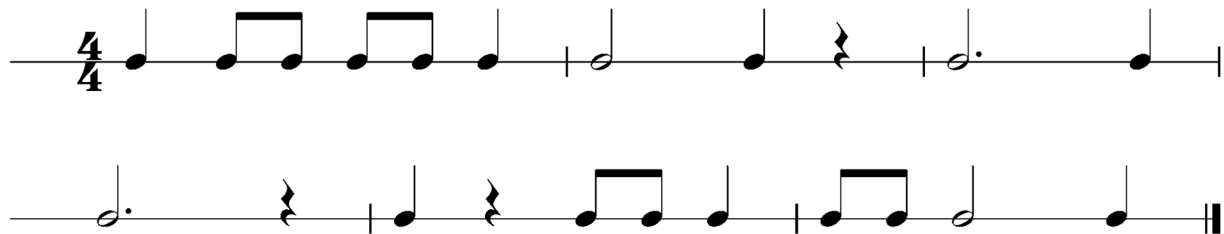
Dies ist ein Beispiel eines Dynamikchecks. Am Vorspieltag erhältst du einen ähnlichen Check (spielen, klatschen oder sprechen).



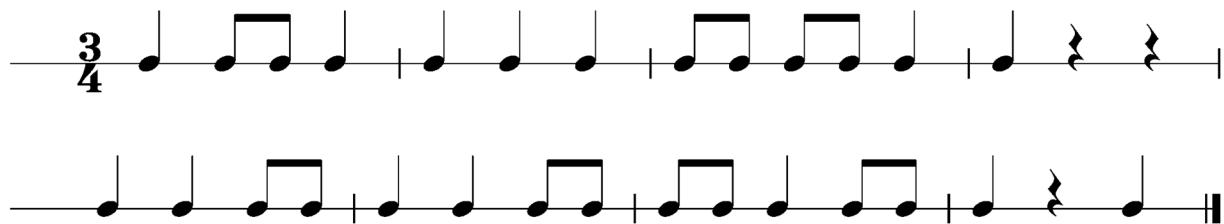
The image shows two staves of musical notation in 4/4 time, illustrating dynamic changes. The first staff contains four measures: the first measure has a piano (*p*) dynamic; the second measure has a crescendo leading to a forte (*f*) dynamic; the third measure has a decrescendo leading to a pianissimo (*pp*) dynamic; and the fourth measure has a crescendo leading to a mezzo-forte (*mf*) dynamic. The second staff contains four measures: the first measure has a piano (*p*) dynamic; the second measure has a forte (*f*) dynamic; the third measure has a mezzo-piano (*mp*) dynamic; and the fourth measure has a decrescendo leading to a fortissimo (*ff*) dynamic.

Dies sind zwei Beispiele eines Rhythmuschecks. Am Vorspieltag erhältst du einen ähnlichen Check (spielen, klatschen oder sprechen).

Beispiel 1

The notation for Beispiel 1 is written on two staves. The first staff begins with a 4/4 time signature. It contains a sequence of notes: a quarter note, followed by two eighth notes beamed together, another two eighth notes beamed together, a quarter note, a half note, a quarter note with a fermata, a quarter note, a quarter note with a fermata, and a quarter note. The second staff continues with a quarter note, a quarter note with a fermata, a quarter note with a fermata, two eighth notes beamed together, a quarter note, two eighth notes beamed together, a quarter note, and a quarter note, ending with a double bar line.

Beispiel 2

The notation for Beispiel 2 is written on two staves. The first staff begins with a 3/4 time signature. It contains a sequence of notes: a quarter note, two eighth notes beamed together, a quarter note, a quarter note, a quarter note, a quarter note, two eighth notes beamed together, two eighth notes beamed together, a quarter note, a quarter note with a fermata, and a quarter note with a fermata. The second staff continues with a quarter note, a quarter note, two eighth notes beamed together, a quarter note, a quarter note, two eighth notes beamed together, two eighth notes beamed together, a quarter note, a quarter note, a quarter note with a fermata, and a quarter note, ending with a double bar line.

Die Tonleitertrainings 1 bis 3 kannst du üben, da du diese am Vorspieltag vorspielen musst.

Tonleitertraining 1



Four staves of musical notation for Tonleitertraining 1. The first staff is in 4/4 time and shows a C major scale: C4-D4-E4-F4-G4-A4-B4-C5 (quarter notes), C5-B4-A4-G4-F4-E4-D4 (quarter notes), C4 (half note). The second staff is in 4/4 time and shows a C major scale: C4-D4-E4-F4-G4-A4-B4-C5 (quarter notes), C5-B4-A4-G4-F4-E4-D4 (quarter notes), C4 (half note). The third staff is in 4/4 time and shows a C major scale: C4-D4-E4-F4-G4-A4-B4-C5 (quarter notes), C5-B4-A4-G4-F4-E4-D4 (quarter notes), C4 (half note). The fourth staff is in 4/4 time and shows a C major scale: C4-D4-E4-F4-G4-A4-B4-C5 (quarter notes), C5-B4-A4-G4-F4-E4-D4 (quarter notes), C4 (half note).

Das Tonleitertraining 2



Four staves of musical notation for Das Tonleitertraining 2. The first staff is in 4/4 time and shows a C minor scale: C4-D4-E4-F4-G4-A4-B4-C5 (quarter notes), C5-B4-A4-G4-F4-E4-D4 (quarter notes), C4 (half note). The second staff is in 4/4 time and shows a C minor scale: C4-D4-E4-F4-G4-A4-B4-C5 (quarter notes), C5-B4-A4-G4-F4-E4-D4 (quarter notes), C4 (half note). The third staff is in 4/4 time and shows a C minor scale: C4-D4-E4-F4-G4-A4-B4-C5 (quarter notes), C5-B4-A4-G4-F4-E4-D4 (quarter notes), C4 (half note). The fourth staff is in 4/4 time and shows a C minor scale: C4-D4-E4-F4-G4-A4-B4-C5 (quarter notes), C5-B4-A4-G4-F4-E4-D4 (quarter notes), C4 (half note).

Das Tonleitertraining 3

The musical score consists of four staves of music in G major (one sharp) and 4/4 time. The melody is a scale exercise with the following notes: G4, A4, B4, C5, D5, E5, F#5, G5, F#5, E5, D5, C5, B4, A4, G4. The first staff contains the first two measures. The second staff contains the next two measures. The third staff contains the next two measures. The fourth staff contains the final two measures, ending with a double bar line.