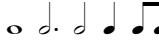




Anforderungen:

- 3 selbstgewählte Spielstücke: 1 schnelles, 1 langsames, 1 selbstgewähltes oder eines im Ensemble mit anderen Prüflingen/KollegenInnen (max. 12Pkt)
- 3 Tonleitertrainings ab Vorlage (max. 6Pkt)
- Rhythmus klatschen mit  inkl. Pausen (max. 2Pkt)
- 1 Lied ab Blatt spielen mit  (max. 2Pkt)
- Dynamikspiel *ff f mf mp p pp cresc. decresc.* (max. 2Pkt)

Dauer des gesamten Vorspiels ca. 10 Minuten

Nimm dieses Blatt zum Diplomvorspiel mit!

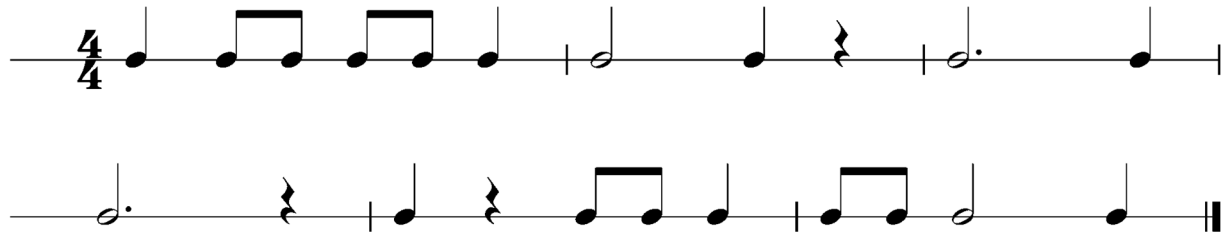
Dies ist ein Beispiel eines Dynamikchecks. Am Vorspieltag erhältst du einen ähnlichen Check (spielen, klatschen oder sprechen).



The image shows two staves of musical notation in 4/4 time, illustrating a dynamics check exercise. The first staff contains four measures: the first measure has a piano (*p*) dynamic; the second measure has a crescendo hairpin leading to a forte (*f*) dynamic; the third measure has a decrescendo hairpin leading to a pianissimo (*pp*) dynamic; and the fourth measure has a mezzo-forte (*mf*) dynamic. The second staff contains four measures: the first measure has a piano (*p*) dynamic; the second measure has a forte (*f*) dynamic; the third measure has a mezzo-piano (*mp*) dynamic; and the fourth measure has a fortissimo (*ff*) dynamic with a decrescendo hairpin.

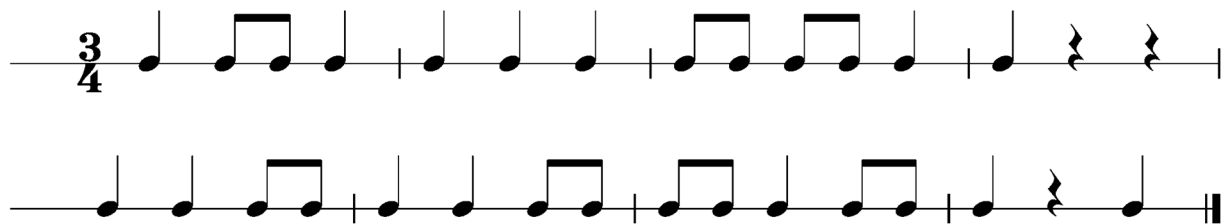
Dies sind zwei Beispiele eines Rhythmuschecks. Am Vorspieltag erhältst du einen ähnlichen Check (spielen, klatschen oder sprechen).

Beispiel 1



Beispiel 1 is a rhythmic exercise in 4/4 time. The first staff contains 12 measures: a quarter note, a beamed eighth-note pair, another beamed eighth-note pair, a quarter note, a half note, a quarter note, a quarter note with an accent, a half note, and a quarter note. The second staff contains 12 measures: a half note, a quarter note with an accent, a quarter note with an accent, a beamed eighth-note pair, another beamed eighth-note pair, a beamed eighth-note pair, a beamed eighth-note pair, a half note, and a quarter note. The exercise ends with a double bar line.

Beispiel 2



Beispiel 2 is a rhythmic exercise in 3/4 time. The first staff contains 12 measures: a quarter note, a beamed eighth-note pair, a quarter note, a quarter note, a quarter note, a beamed eighth-note pair, another beamed eighth-note pair, a quarter note, a quarter note with an accent, and a quarter note with an accent. The second staff contains 12 measures: a quarter note, a quarter note, a beamed eighth-note pair, a quarter note, a quarter note, a beamed eighth-note pair, a beamed eighth-note pair, a beamed eighth-note pair, a beamed eighth-note pair, a quarter note with an accent, and a quarter note. The exercise ends with a double bar line.

Die Tonleitertrainings 1 bis 3 kannst du üben, da du diese am Vorspieltag vorspielen musst.

Tonleitertraining 1



Four staves of musical notation for Tonleitertraining 1. The first staff is in 4/4 time with a key signature of one sharp (F#). The subsequent three staves are in 2/4 time with a key signature of two sharps (F# and C#). The notation consists of eighth and quarter notes forming a scale-like pattern.

Das Tonleitertraining 2



Four staves of musical notation for Das Tonleitertraining 2. The first staff is in 4/4 time with a key signature of two sharps (F# and C#). The subsequent three staves are in 2/4 time with a key signature of two sharps (F# and C#). The notation consists of eighth and quarter notes forming a scale-like pattern.

Das Tonleitertraining 3



The image displays a musical score for a saxophone exercise titled 'Das Tonleitertraining 3'. The score is written in 4/4 time and consists of four staves, each containing a descending scale exercise. The first staff begins with a treble clef and a key signature of one flat (B-flat). The scale starts on G4 and descends to B3. The second staff starts on F4 and descends to A3. The third staff starts on E4 and descends to G3. The fourth staff starts on D4 and descends to F3. Each staff contains two measures of music, with the first measure containing four eighth notes and the second measure containing four eighth notes. The final note of the fourth staff is a whole note, and the piece concludes with a double bar line.